

2014 COLLEGE COUNSELING INFORMATION



The Bolles School is an independent, co-educational day and boarding school founded in 1933. One of the most ethnically and religiously diverse independent schools in the Southeast, Bolles enrolls 1,666 students in grades Pre-K through 12 on four separate campuses:

Upper School	(San Jose Campus): (Class of 2015: 197)	784
Middle School	(Bartram Campus):	424
Lower School	(Whitehurst and Ponte Vedra Beach Campuses):	458

COLLEGE COUNSELING STAFF

Stephen E. Soud, Ph.D. – *Director*
Daphne Vagenas – *Assistant Director*
Erin DuChanois – *Counselor*
Caroline Morris – *Counselor*
Carol Deane Williams – *Administrative Assistant*

Student Population

Bolles actively seeks students who represent diverse backgrounds ethnically, culturally, religiously, and socio-economically. While day students comprise the majority of the student population, 83 boarding students come from 8 states and 26 countries. For 2014-15 the School awarded over \$3.6 million in need-based financial aid (not including faculty tuition discounts). Although most of our students' parents have advanced degrees, we enroll a substantial number of students who will be the first in their families to attend college.

Faculty

Of Bolles' 147 full-time faculty, 90 hold master's degrees, and 11 hold doctoral degrees. The student-to-faculty ratio is 11:1.

Accreditation

Bolles has been fully accredited by the Southern Association of Colleges and Schools since 1934, and is additionally accredited by the Florida Council of Independent Schools and the Southern Association of Independent Schools. Bolles is also a founding member of the Association of College Counselors in Independent Schools (ACCIS).

College Counseling Philosophy

We are committed to helping students conduct authentic college searches aimed at finding the right college fit for each individual. Toward that end, we administer a comprehensive, Grade 9-12 college counseling program that encourages students to become aware of their own skills, interests and values as they seek appropriate college matches. Thus juniors, for example, take tests such as the Myers-Briggs Type Indicator and the Strong Career Inventory as part of the college counseling process. Because of our philosophy, we do not encourage students to use Early Decision for purely strategic purposes, and students tend to apply to a carefully considered set of colleges.

Applications per student (2014):	5.5
% of class applying Early Decision:	20%
% of class applying Early Action:	29%
% attending out-of-state colleges:	57%

Professional Ethics

As a member of NACAC, Bolles makes every effort to adhere to the Statement of Principles of Good Practice. We report any serious breaches of community disciplinary or ethical standards to colleges, as recommended by the SPGP. We also advise students of their ethical obligations both in withdrawing applications once they have determined where they will enroll and in placing enrollment deposits.

THE BOLLES SCHOOL

Bradley R. Johnson
Interim Head of School

Scott Smith
Associate Head of School/Academic Dean

Moya Marks
Head of Upper School San Jose Campus

7400 San Jose Boulevard • Jacksonville, FL 32217 • www.Bolles.org • (904)733-9292 • CEEB Code: 100-745

Curriculum

Our expansive curriculum includes 5 foreign languages and 22 AP Courses. Course levels are clearly marked on the transcript by “R” (Regular), “H” (Honors), and “AP” (Advanced Placement). Bolles operates on a two-semester academic year with an additional six-week summer session. Each semester is 18 weeks, with a nine-week reporting period.

COURSE SEQUENCES BY DEPARTMENT Graduation requirements: 22 units

ENGLISH	Electives (9-12): Composition Public Speaking <i>Bugle</i> (Newspaper) <i>Turris</i> (Yearbook) ESL	English I H English I Eng./Am Lit I	English II H English II Eng./Am Lit II	AP English III English III Eng./Am Lit III	AP English IV English IV Eng./Am Lit IV
MATHEMATICS	Algebra I A Algebra I B Computer App. I	Geometry H Geometry Multimedia Applications	Algebra II H Algebra II AB Algebra II AC Robotics Engineering	Calculus H Precalculus H Precalculus Algebra III Trigonometry Data Analysis	AP Calculus BC AP Calculus AB AP Statistics AP Computer
SCIENCE	Intro. to Physics- Chemistry H Physical Science	Biology H Biology	Chemistry H Chemistry	Physics H Neuroscience H Env. Science H Physics Anatomy Psychology Marine Science	AP Physics C AP Chemistry AP Biology AP Physics I Astronomy Bioethics Science of Diseases
SOCIAL STUDIES	Electives (11-12): Humanities H Latin Amer. History Economics History of Mid-East	World History	Contemporary World History H Contemporary World History	AP U.S. History U.S. History	AP Modern European History AP U.S. Government AP Comparative Government
LANGUAGES	Chinese I French I Japanese I Latin I Spanish I	Chinese II French II / H Japanese II / H Latin II / H Spanish II / H	Chinese III / H French III / H Japanese III / H Latin III / H Mythology Spanish III / H	Chinese IV / H French IV / H Japanese IV / H Adv. Spanish Conv. Spanish IV H AP Latin	AP Chinese Language & Culture AP French V French V H Latin Dir. Reading H AP Spanish V Spanish V H Spanish Conjecture & Debate
FINE AND PERFORMING ARTS	Foundations/Art Band Chorus Dance	Sculpture I/II Ceramics I/II Painting I/II 2 Dimensional Design Drawing I/II	Acting I Advanced Acting Directing & Design Production & Design Photography I/II/III	Art Hist. to 1700 Art Hist. to Present Portfolio Dev. H	AP Art History AP Portfolio Drawing AP Portfolio 2D AP Portfolio 3D

GPA Computations

Bolles does not publish class rank.

Each transcript includes a weighted Grade Point Average, listed both annually and cumulatively, computed by including all academic course work taken at Bolles.* Our official GPA is based on a 12-point scale with extra weight added for Honors and AP courses (see chart at right). Students who take six or seven academic courses receive additional quality points. The GPA is computed using semester, not year-end, grades.

For the convenience of college admissions offices that do not recalculate GPA, an additional 4-point weighted GPA is supplied, based upon the following scale: A+ = 4.5, A = 4.25, A- = 4.0, etc. With this calculation, Honors courses are weighted by a half point and AP courses by a full point, but additional quality points for six or seven courses are not applied.

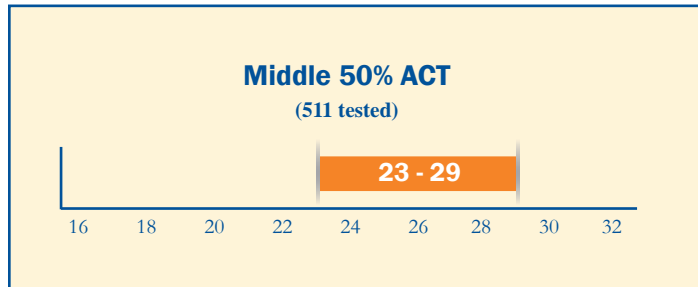
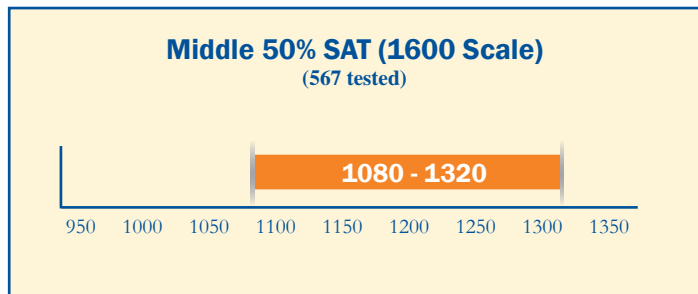
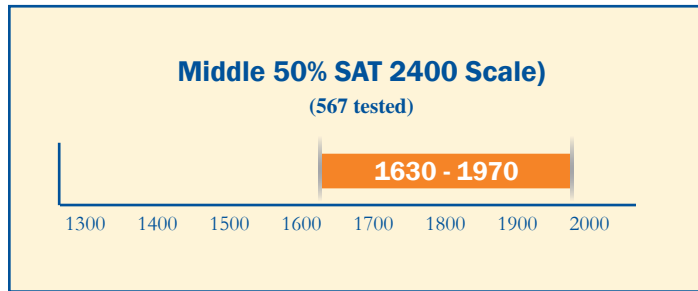
*Physical education, life management, ESL, driver education, and *Turris* (yearbook) are not used in the computation of GPA. All other courses shown on the transcript are fully academic in nature and are, therefore, used in computing GPA.

12-POINT GPA CONVERSION CHART

Letter Grade	Regular	Honors	AP
A+	12	13.5	15
A	11	12.5	14
A-	10	11.5	13
B+	9	10.5	12
B	8	9.5	11
B-	7	8.5	10
C+	6	7.5	9
C	5	6.5	8
C-	4	5.5	7
D+	3	4.5	6
D	2	3.5	5
D-	1	2.5	4
F	0	0	0

Academic and Testing Data 2012 - 2014

The testing information below summarizes data for 580 students in the classes of 2012-2014. Included are data for 52 international students for whom English is the second language.

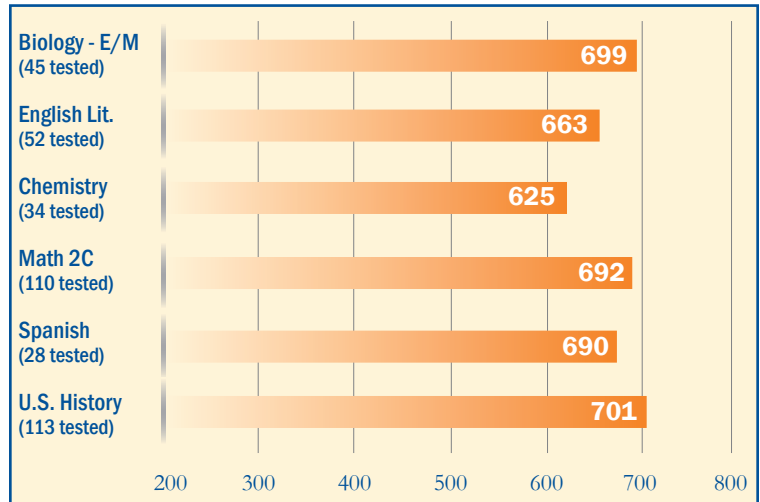


Decile Characteristics

Mean scores and weighted GPA ranges (12.0 scale) of students in each decile (cumulative through 6th semester).

Decile	GPA Range	SAT 1600	SAT 2400	ACT Avg
1	13.69-11.74	1420	2133	32
2	11.72-10.96	1340	2011	29
3	10.95-10.50	1263	1898	28
4	10.49-10.15	1244	1872	27
5	10.13-9.65	1246	1862	27
6	9.64-9.04	1186	1773	26
7	9.03-8.53	1147	1702	25
8	8.51-7.81	1118	1659	24
9	7.79-7.00	1053	1559	23
10	6.97-4.52	974	1454	20

SAT Subject Test Averages (minimum 25 tested)



Advanced Placement Examination Results

	5	4	3	2	1	%3 or better
Art History	16	8	2	0	0	100%
Art, 2D and 3D	9	21	9	1	0	97.5%
English Language	38	37	23	2	0	98%
English Literature	30	42	34	8	1	92.17%
Comp. Government	25	42	36	29	10	72.54%
European History	45	21	10	0	0	100%
US Government	30	36	65	41	6	73.60%
US History	94	73	22	4	0	97.93%
AB Calculus	117	31	6	0	0	100%
BC Calculus	34	10	4	0	0	100%
Computer Science A	9	10	5	2	2	85.71%
Statistics	42	25	7	1	0	98.67%
Biology	20	35	28	5	2	92.22%
Chemistry	10	16	24	21	8	63.29%
Physics B	17	13	18	5	13	72.73%
Physics C**	7	7	2	4	0	80%
Chinese Language*	2	4	7	2	0	86.67%
French Language	9	2	0	0	0	100%
Latin	1	7	9	2	0	89.47%
Spanish Language	33	8	4	1	0	97.83%

* Exam not given in 2012

**Exam not given in 2012 or 2013

88.82% of students tested scored 3 or above on exams taken from 2012-2014.

Average score on AP exams taken from 2012-2014 is 3.93.

National Merit Program Data

13 Finalists
26 Commended
5 Hispanic Recognition Honorees
1 National Achievement Scholar

College Acceptance Data 2012-2014

College/University	Accepted/Attending	College/University	Accepted/Attending	College/University	Accepted/Attending	College/University	Accepted/Attending
Agnes Scott College	2 0	FAU Harriet L. Wilkes Honors College	2 1	Palm Beach Atlantic University	1 0	University of Findlay	1 1
Alfredson-Broadus College	1 0	Flagler College	11 3	Pennsylvania State University		University of Florida	151 65
Alfred University	1 0	Florida Atlantic University	37 6	World Campus	1 0	University of Georgia	36 11
Alma College	1 0	Florida Gulf Coast University	12 3	Pennsylvania State University		University of Hartford	1 0
American University	6 1	Florida Institute of Technology	3 3	University Park	4 2	University of Hong Kong	1 0
Amherst College	1 0	Florida International University	4 1	Polytechnic Institute of NYU	1 1	University of Illinois at Chicago	1 0
Anderson University-SC	1 1	Florida Memorial University	1 1	Pratt Institute	1 1	University of Illinois at Urbana-Champaign	5 0
Appalachian State University	3 1	Florida Southern College	9 4	Presbyterian College	1 0	University of Iowa	2 0
Arizona State University	1 1	Florida State College at Jacksonville	6 4	Princeton University	2 2	University of Kentucky	3 1
Armstrong State University	1 0	Florida State University	200 60	Purdue University	10 2	University of Louisiana at Monroe	1 0
Auburn University	61 15	Fordham University	2 0	Rhodes College	1 0	University of Louisville	1 1
Ave Maria University	1 0	Franklin and Marshall College	1 0	Rice University	2 0	University of Maine	1 0
Babson College	1 0	Furman University	17 2	Roanoke College	1 0	University of Maryland, College Park	5 0
Baldwin Wallace University	1 0	George Mason University	3 2	Rochester Institute of Technology	2 0	University of Massachusetts, Amherst	1 0
Barnard College	1 1	George Washington University	12 2	Rollins College	19 3	University of Massachusetts, Boston	3 0
Barr University	1 0	Georgetown University	8 4	Saint Joseph's University	1 1	University of Miami	50 10
Barton College	1 1	Georgia Institute of Technology	13 6	Saint Louis University	1 1	University of Michigan	9 2
Bates College	2 0	Georgia Southern University	23 2	Saint Louis University, Madrid	1 0	University of Minnesota, Twin Cities	1 0
Baylor University	1 1	Geltyburg College	1 0	Saint Mary's College	1 0	University of Mississippi	45 9
Belmont Abbey College	2 1	Grand Canyon University	1 0	Samford University	8 1	University of Missouri Columbia	1 1
Belmont University	1 0	Hamilton College	3 0	San Diego State University	1 0	University of New Hampshire	2 0
Berkeley City College	1 1	Hampden-Sydney College	3 0	Santa Barbara City College	1 1	University of North Carolina at Asheville	1 0
Berry College	2 0	Hampton University	2 0	Santa Fe College	5 2	University of North Carolina at Chapel Hill	8 2
Boise State University	2 0	Hartwick College	1 0	Savannah College of Art and Design	4 2	University of North Carolina at Charlotte	2 2
Boston College	8 3	Harvard University	3 2	Seattle University	1 0	University of North Carolina	
Boston University	29 6	High Point University	2 1	Seton Hall University	3 0	School of the Arts	1 0
Brandeis University	3 1	Hofstra University	10 0	Sewanee: The University of the South	10 1	University of North Florida	43 13
Brewton-Parker College	1 0	Howard University	1 0	Skidmore College	3 0	University of Northern Colorado	1 0
Brigham Young University	1 1	Huntingdon College	1 0	Smith College	2 0	University of Notre Dame	2 2
Bucknell University	1 0	Imperial College London	1 1	South Dakota State University	1 0	University of Oregon	1 0
California Polytechnic State University, San Luis Obispo	2 1	Indiana University at Bloomington	16 7	Southern Methodist University	22 6	University of Pennsylvania	7 5
Campbell University	1 0	Iowa State University	1 1	Sperman College	3 2	University of Pittsburgh	7 1
Carleton College	1 1	Ithaca College	3 0	Spring Hill College	1 0	University of Redlands	1 0
Carnegie Mellon University	10 6	Jacksonville University	27 14	St. Johns River Community College	2 2	University of Rhode Island	3 0
Carson-Newman University	1 1	Johns Hopkins University	4 3	St. Olaf College	1 0	University of Richmond	7 3
Case Western Reserve University	10 4	Lafayette College	2 1	Stanford University	1 0	University of Rochester	10 3
Catawba College	1 0	LaGrange College	3 2	State College of Florida - Bradenton	1 0	University of San Diego	6 2
Catholic University of America	3 2	Lake Forest College	1 0	Stetson University	34 7	University of San Francisco	1 1
Central Michigan University	1 0	Lasell College	1 0	Stony Brook University	1 0	University of South Alabama	1 0
Centre College	1 1	Lehigh University	1 0	Suffolk University	3 1	University of South Carolina	65 9
Chapman University	1 0	Lesley University	1 0	Suffolk University - Madrid Campus	1 0	University of South Florida, St. Pete	1 0
Chestnut Hill College	1 1	Limestone College	1 0	Syracuse University	4 1	University of South Florida, Tampa	34 3
Citadel, The	4 3	Louisiana State University	9 2	Tallahassee Community College	14 11	University of Southern California	4 2
Clarke University	1 0	Loyola University Chicago	3 0	Temple University	1 0	University of Tampa	5 1
Clemson University	12 3	Loyola University Maryland	1 0	Texas A&M University	3 0	University of Tennessee, Knoxville	2 0
Colby College	2 1	Loyola University New Orleans	3 0	Texas Christian University	1 0	University of Texas, Austin	3 2
Colgate University	2 1	Macalester College	1 0	Texas State University	2 2	University of Texas, San Antonio	1 0
College of Charleston	29 10	Marietta College	2 1	Texas Tech University	1 0	University of Toronto Undergraduate Only	1 0
College of the Atlantic	1 0	Massachusetts Institute of Technology	3 2	Towson University	2 1	University of Utah	1 0
College of the Holy Cross	2 1	McGill University	1 0	Trinity College	4 2	University of Vermont	3 0
College of William and Mary	4 3	Mercer University	4 2	Tufts University	3 1	University of Virginia	17 9
Colorado College	2 1	Mercyhurst University	2 1	Tulane University	20 6	University of Washington	2 0
Colorado Mesa University	1 0	Miami University, Oxford	1 0	Union College	2 0	University of West Florida	8 0
Colorado State University	2 0	Michigan State University	4 0	United States Air Force Academy	7 5	University of Wisconsin, Madison	3 2
Columbia University	1 1	Middlebury College	3 2	United States Naval Academy	3 3	Utah State University	1 1
Connecticut College	2 1	Millsaps College	1 0	University College London	1 0	Utah Valley University	1 0
Cornell University	3 1	Montana State University	1 0	University of Alabama	82 14	Valdosta State University	3 0
Creighton University	1 0	Morehouse College	1 1	University of Arizona	5 2	Vanderbilt University	4 4
Dartmouth College	3 0	Mount Olive College	1 0	University of Arkansas	1 0	Vassar College	1 0
Davidson College	10 8	Muhlenberg College	1 0	University of California, Berkeley	1 1	Virginia Commonwealth University	1 0
Denison University	2 2	Murray State University	1 1	University of California, Davis	4 0	Virginia Military Institute	1 1
DePaul University	6 2	Nazareth College	1 0	University of California, Irvine	3 0	Virginia Polytechnic Institute and State University	5 1
Dickinson College	2 0	New College of Florida	2 0	University of California, Los Angeles	3 1	Wake Forest University	23 9
Dominican University of California	1 0	New York University	19 6	University of California, Riverside	1 0	Washington and Jefferson College	5 2
Drexel University	7 0	North Carolina Central University	1 0	University of California, San Diego	7 2	Washington and Lee University	7 5
Duke University	2 2	North Carolina State University	7 0	University of California, Santa Barbara	9 0	Washington College	1 0
East Carolina University	1 1	North Greenville University	1 0	University of California, Santa Cruz	3 0	Washington University in St. Louis	2 0
Eastern Michigan University	1 1	Northeastern University	15 5	University of Central Florida	49 11	Webster University	1 0
Eckerd College	4 0	Northwest Florida State College	1 1	University of Chicago	4 2	Wesleyan University	1 1
Elon University	6 0	Northwestern University	8 6	University of Cincinnati	1 0	West Virginia University	1 0
Embry-Riddle Aeronautical University	2 1	Nova Southeastern University	2 0	University of Colorado at Boulder	9 2	Western Carolina University	1 0
Emory University	21 8	Oberlin College	3 0	University of Colorado at Colorado Springs	1 1	Wheaton College IL	1 1
Fairfield University	1 0	Oglethorpe University	5 1	University of Connecticut	3 2	Winthrop University	1 0
Fairleigh Dickinson University	1 1	Ohio State University	3 1	University of Delaware	2 1	Wofford College	9 3
		Old Dominion University	1 0	University of Denver	1 0	Xavier University of Louisiana	1 0